



*Invest to do well... and good*



## THE ORAH FUND

### FUND DESCRIPTION

**The ORAH Fund is a fund of funds aiming to produce risk-adjusted returns in excess of a composite benchmark comprising 50% of the MSCI World and 50% of the ASX 300 Index.**

To achieve the Fund's objectives, the investment manager seeks to identify a set of specialist Underlying Funds that possess varied investment styles and strategies. This diversification is expected to result in reduced volatility and more stable returns over time. The Fund's investments are geographically diversified with the Underlying Funds investing in assets held both domestically and abroad.

The ORAH Fund was established in order to benefit charities supporting Jewish related causes, and all management and performance fees charged by the ORAH Fund are donated to charity. Importantly, the donations do not dilute the investment returns to unitholders. This is due to the philanthropy of the managers of the Underlying Funds who do not charge management or performance fees for their services.

### FUND FEATURES

Style	Fund of Funds
Investors	Wholesale Clients only
Benchmark	50% of the MSCI World Net Total Return Index (AUD Unhedged) and 50% of the ASX 300 Accumulation Index
Inception date	21 December 2016
Application price at month end	A\$1.2244 (class A); A\$1.1977 (class B)
Redemption price at month end	A\$1.2146 (class A); A\$1.1881 (class B)
FUM at month end	A\$25.7m
Management fee (donated to charity)	1.025% p.a. of NAV (incl. GST net of RITC)
Performance fee (donated to charity)	10.25% (incl. GST net of RITC) of the increase in net asset value
Minimum initial investment	A\$20,000

### FUND HOLDINGS (in alphabetical order)

Hyperion Global Growth Companies Fund
L1 Capital Australian Equities Fund
L1 Capital Long Short Fund
Macquarie Professional Series Global Equities Fund
Pengana Alpha Israel Fund
Pengana Australian Equities Fund
Pengana Global Small Companies Fund
Pengana Harding Loevner International Fund
The Level 18 Fund
Wentworth Williamson Fund
Yarra Australian Equities Pooled Fund

MONTHLY  
UPDATEFUND  
PERFORMANCE

## MONTHLY FUND PERFORMANCE (% A\$, CLASS A, NET OF CHARITABLE CONTRIBUTIONS)

	Jul	Aug	Sep	Oct	Nov	Dec	Jan	Feb	Mar	Apr	May	Jun	FYTD
FY17							-0.87	0.6	1.56	1.59	0.98	0.28	4.19
FY18	0.15	0.37	1.46	2.53	1.36	0.78	0.47	-0.38	-0.91	0.98	-0.26	-0.19	6.50
FY19	0.74	0.46	-1.10	-4.50	-1.70	-1.09	1.56	3.35	0.06	2.82	-0.26	2.68	2.78
FY20	2.12	-0.11	0.64	0.24	2.23	-0.87	2.58	-4.25	-12.55	5.62	3.89	0.03	-1.68
FY21	2.30	4.05	-0.16	0.38	9.43	1.19	0.50	2.03	1.54	2.51	1.29		27.72

PERFORMANCE  
SUMMARY

The Fund generated a return of +1.29% (Class A) for the month ending 31 May 2021 compared to the benchmark which returned +1.77% over the same period.

May saw increasing indications of a global reopening reflected in economic activity data and upgrades to corporate earnings. While the Indian/Delta variant of COVID-19 appears to be more transmissible, this was offset by the largely positive real-world data on vaccine efficacy underpinned by the ongoing vaccine rollout, in combination with sizeable fiscal support is supporting a big bounce in economic activity.

Equities performance across the world were, however, constrained by concerns that these upside surprises may result in more persistent (rather than transitory) inflation – the most important macroeconomic theme being played out in markets – which could force central banks to bring about a premature end to the growth rebound via rising interest rates. The MSCI World rose +1.2% while the S&P/ASX 300 rose 2.3% over May.

PERFORMANCE  
HIGHLIGHT

With expectations of stronger economic growth and inflation, value stocks outperformed growth stocks over May. In particular, we would like to highlight the **Wentworth Williamson Equity Fund**, which employs a value and contrarian investment style to construct a concentrated portfolio of 10-25 well understood investments outside the top 50 ASX companies. The fund is well positioned having made investments at reasonable prices in companies that make cash profits, and which can still grow in a more difficult economic environment.

## CHARITABLE DONATIONS TO DATE:

# Over \$1,191,445

SINCE INCEPTION: JAN 2017

DATE OF NEXT DONATIONS: JUNE 2021



**MONTHLY UPDATE**

**TRAILING RETURN STATISTICS**

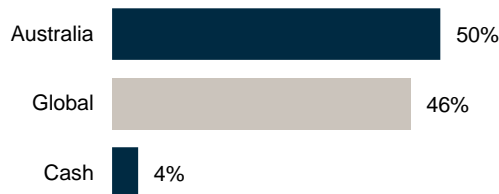
As at 31 May 2021

	Fund (Class A)	Benchmark	Standard Deviation	Sharpe Ratio
1 mth	1.3%	1.8%	–	–
3 mths	5.4%	9.1%	–	–
6 mths	9.4%	11.3%	–	–
1 yr	27.8%	24.7%	9.0%	3.1
3 yrs p.a.	8.8%	12.0%	11.7%	0.68
5 yrs p.a.	–	–	–	–

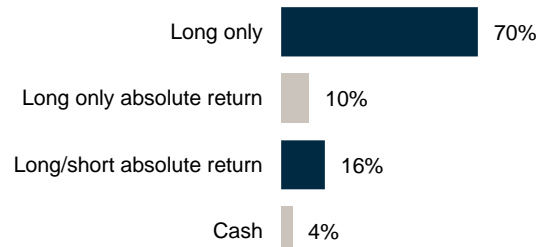
<sup>1</sup> Fund benchmark is 50% of the MSCI World Net Total Return Index (AUD Unhedged) and 50% of the ASX 300 Accumulation Index. The benchmark is rebalanced monthly.

**FUND ALLOCATIONS\***

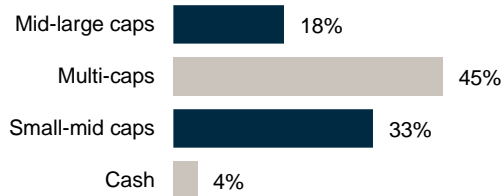
**REGIONAL FOCUS**



**STRATEGY EXPOSURES**



**MARKET CAP FOCUS**



\* Allocations may not sum to 100% due to rounding.

**WITH THANKS TO OUR UNDERLYING FUND MANAGERS AND SERVICE PROVIDERS**



For further information, please visit our website at [ORAHfund.com.au](http://ORAHfund.com.au)

**CAROLE PILLEMER**  
 M: +61 418 227 716  
 E: carole@pillemer.com.au

**DANIEL FINE**  
 M: +61 2 8524 9936  
 E: daniel.fine@pengana.com

**DEAN WEINBREN**  
 M: +61 404 767 763  
 E: dean.weinbren@pengana.com