



Invest to do well... and good



**AUGUST 2021
PERFORMANCE
UPDATE**

THE ORAH FUND

FUND DESCRIPTION

The ORAH Fund is a fund of funds aiming to produce risk-adjusted returns in excess of a composite benchmark comprising 50% of the MSCI World and 50% of the ASX 300 Index.

To achieve the Fund's objectives, the investment manager seeks to identify a set of specialist Underlying Funds that possess varied investment styles and strategies. This diversification is expected to result in reduced volatility and more stable returns over time. The Fund's investments are geographically diversified with the Underlying Funds investing in assets held both domestically and abroad.

The ORAH Fund was established in order to benefit charities supporting Jewish related causes, and all management and performance fees charged by the ORAH Fund are donated to charity. Importantly, the donations do not dilute the investment returns to unitholders. This is due to the philanthropy of the managers of the Underlying Funds who do not charge management or performance fees for their services.

FUND FEATURES

Style	Fund of Funds
Investors	Wholesale Clients only
Benchmark	50% of the MSCI World Net Total Return Index (AUD Unhedged) and 50% of the ASX 300 Accumulation Index
Inception date	21 December 2016
Application cum price at month end	A\$1.2151 (class A); A\$1.2054 (class B)
Redemption cum price at month end	A\$1.2054 (class A); A\$1.1958 (class B)
FUM at month end	A\$26.1m
Management fee (donated to charity)	1.025% p.a. of NAV (incl. GST net of RITC)
Performance fee (donated to charity)	10.25% (incl. GST net of RITC) of the increase in net asset value
Minimum initial investment	A\$20,000

FUND HOLDINGS (in alphabetical order)

Hyperion Global Growth Companies Fund
L1 Capital Australian Equities Fund
L1 Capital Long Short Fund
Macquarie Professional Series Global Equities Fund
Pengana Alpha Israel Fund
Pengana Australian Equities Fund
Pengana Global Small Companies Fund
Pengana Harding Loevner International Fund
The Level 18 Fund
Wentworth Williamson Fund
Yarra Australian Equities Pooled Fund

MONTHLY
UPDATEFUND
PERFORMANCE

MONTHLY FUND PERFORMANCE (% A\$, CLASS A, NET OF CHARITABLE CONTRIBUTIONS)

	Jul	Aug	Sep	Oct	Nov	Dec	Jan	Feb	Mar	Apr	May	Jun	FYTD
FY17							-0.87	0.6	1.56	1.59	0.98	0.28	4.19
FY18	0.15	0.37	1.46	2.53	1.36	0.78	0.47	-0.38	-0.91	0.98	-0.26	-0.19	6.50
FY19	0.74	0.46	-1.10	-4.50	-1.70	-1.09	1.56	3.35	0.06	2.82	-0.26	2.68	2.78
FY20	2.12	-0.11	0.64	0.24	2.23	-0.87	2.58	-4.25	-12.55	5.62	3.89	0.03	-1.68
FY21	2.30	4.05	-0.16	0.38	9.43	1.19	0.50	2.03	1.54	2.51	1.29	2.48	30.90
FY22	1.70	2.61											4.35

PERFORMANCE
SUMMARY

The Fund generated a return of +2.61% (Class A) for the month ending 31 August 2021 compared to the benchmark which returned +2.84% over the same period.

Global equities increased by 3.1% over August, a month which saw a continued global reopening particularly in developed markets. In addition, the US market was supported by the passage through the Senate of an infrastructure bill including US\$550bn of new spending, as well as the US Federal Reserve's Jerome Powell's well-received speech in which an accommodative monetary policy stance was stated to be maintained, although an intention to taper was signalled for later this year. European and UK markets likewise continued to rise, being driven by high vaccination rates in concert with strong earnings announcements and expectations. Despite the UK lifting its remaining COVID-19 restrictions and adding 95,000 jobs in June there are early indications that, based on the slowing momentum of flash (i.e. estimated) purchasing managers' indices, it and other economies may be reaching or past peak rates of growth. Australian equities ended up 2.6% led by strong results in the IT sector as well as Square's proposal to acquire Afterpay.

PERFORMANCE
HIGHLIGHT

This month we would like to highlight the Level 18 Fund, a long/short equity fund with a bias towards smaller capitalised listed Australian companies. The Fund typically invests in a portfolio of 30-50 companies. Its focus on avoiding major capital drawdowns along with its broad investment mandate, having no limit on the level of cash it can hold or level of market exposure required, has seen it strongly outperform following the outbreak of COVID-19 and achieve a since inception (2012) gross return of 17.7% p.a.

CHARITABLE DONATIONS TO DATE:

Over \$1.62 million

SINCE INCEPTION: JAN 2017

DATE OF NEXT DONATIONS: DECEMBER 2021



MONTHLY UPDATE

TRAILING RETURN STATISTICS

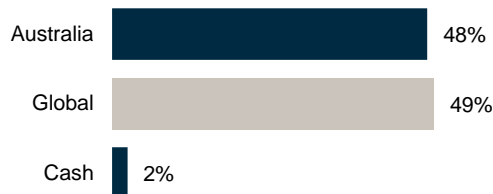
As at 31 August 2021

	Fund (Class A)	Benchmark	Standard Deviation	Sharpe Ratio
1 mth	2.6%	2.8%	–	–
3 mths	6.9%	9.1%	–	–
6 mths	12.8%	19.0%	–	–
1 yr	28.3%	30.0%	8.5%	3.30
3 yrs p.a.	10.9%	12.5%	11.8%	0.87
5 yrs p.a.	–	–	–	–

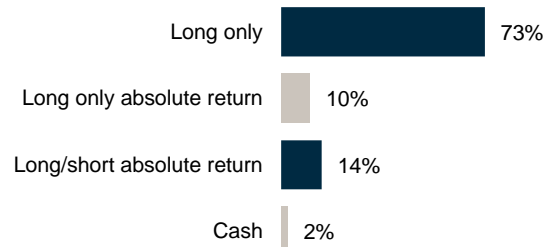
¹ Fund benchmark is 50% of the MSCI World Net Total Return Index (AUD Unhedged) and 50% of the ASX 300 Accumulation Index. The benchmark is rebalanced monthly.

FUND ALLOCATIONS*

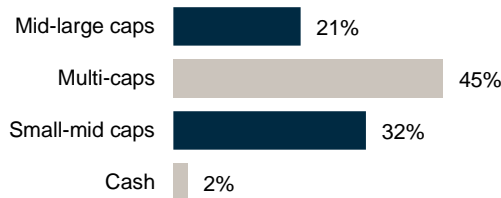
REGIONAL FOCUS



STRATEGY EXPOSURES



MARKET CAP FOCUS



* Allocations may not sum to 100% due to rounding.

WITH THANKS TO OUR UNDERLYING FUND MANAGERS AND SERVICE PROVIDERS



For further information, please visit our website at ORAHfund.com.au

CAROLE PILLEMER
 M: +61 418 227 716
 E: carole@pillemer.com.au

DANIEL FINE
 M: +61 2 8524 9936
 E: daniel.fine@pengana.com

DEAN WEINBREN
 M: +61 404 767 763
 E: dean.weinbren@pengana.com