



Invest to do well... and good



THE ORAH FUND

FUND DESCRIPTION

The ORAH Fund is a fund of funds aiming to produce risk-adjusted returns in excess of a composite benchmark comprising 50% of the MSCI World and 50% of the ASX 300 Index.

To achieve the Fund's objectives, the investment manager seeks to identify a set of specialist Underlying Funds that possess varied investment styles and strategies. This diversification is expected to result in reduced volatility and more stable returns over time. The Fund's investments are geographically diversified with the Underlying Funds investing in assets held both domestically and abroad.

The ORAH Fund was established in order to benefit charities supporting Jewish related causes, and all management and performance fees charged by the ORAH Fund are donated to charity. Importantly, the donations do not dilute the investment returns to unitholders. This is due to the philanthropy of the managers of the Underlying Funds who do not charge management or performance fees for their services.

FUND FEATURES

Style	Fund of Funds
Investors	Wholesale Clients only
Benchmark	50% of the MSCI World Net Total Return Index (AUD Unhedged) and 50% of the ASX 300 Accumulation Index
Inception date	21 December 2016
Application cum price at month end	A\$0.9651 (class A); A\$0.9556 (class B)
Redemption cum price at month end	A\$0.9574 (class A); A\$0.948 (class B)
FUM at month end	A\$20.3m
Management fee (donated to charity)	1.025% p.a. of NAV (incl. GST net of RITC)
Performance fee (donated to charity)	10.25% (incl. GST net of RITC) of the increase in net asset value
Minimum initial investment	A\$20,000

FUND HOLDINGS (in alphabetical order)

Hyperion Global Growth Companies Fund
L1 Capital Long Short Fund
Macquarie Professional Series Global Equities Fund
Pengana Alpha Israel Fund
Pengana Australian Equities Fund
Pengana Global Small Companies Fund
Pengana Harding Loevner International Fund
The Level 18 Fund
Wentworth Williamson Fund
Yarra Australian Equities Pooled Fund

MONTHLY
UPDATEFUND
PERFORMANCE

MONTHLY FUND PERFORMANCE (% A\$, CLASS A, NET OF CHARITABLE CONTRIBUTIONS)

	Jul	Aug	Sep	Oct	Nov	Dec	Jan	Feb	Mar	Apr	May	Jun	FYTD
FY17							-0.87	0.6	1.56	1.59	0.98	0.28	4.19
FY18	0.15	0.37	1.46	2.53	1.36	0.78	0.47	-0.38	-0.91	0.98	-0.26	-0.19	6.50
FY19	0.74	0.46	-1.10	-4.50	-1.70	-1.09	1.56	3.35	0.06	2.82	-0.26	2.68	2.78
FY20	2.12	-0.11	0.64	0.24	2.23	-0.87	2.58	-4.25	-12.55	5.62	3.89	0.03	-1.68
FY21	2.30	4.05	-0.16	0.38	9.43	1.19	0.50	2.03	1.54	2.51	1.29	2.48	30.90
FY22	1.70	2.61	-0.65	0.71	-0.46	0.79	-3.93	-1.84	1.07	-2.31	-3.17	-6.81	-11.99
FY23	5.12	0.08	-4.53	4.25									4.71

PERFORMANCE
SUMMARY

The Fund returned 4.3% versus the benchmark's return of 6.9%. Developed market equities ended October up 7% (MSCI World Local Currency Index), rebounding from losses suffered during September. Returns were driven by resilient company earnings, as well as a challenging economic outlook alongside geopolitical risks, which have increased fears of a recession. The US, in particular, has shown signs of weakening including a slowdown in home sales and building, and manufacturing PMI data falling to early-2020 levels. A recessionary environment raises the possibility of less aggressive interest rate increases, seen as overall positive for stocks.

PERFORMANCE
HIGHLIGHT

October saw strong performance from the **Yarra Australian Equities Pooled Fund**, which aims to outperform the S&P/ASX 200 Accumulation Index over rolling three-year periods by using a fundamental, long-term and balanced approach to investing. The insights-driven and high conviction stock selection approach maintains a deep focus on external validation and includes participating in more than 1,600 meetings with company management, boards, and industry experts every year.

CHARITABLE DONATIONS TO DATE:

Over \$2 million

SINCE INCEPTION: JANUARY 2017

DATE OF NEXT DONATIONS: DECEMBER 2022



MONTHLY UPDATE

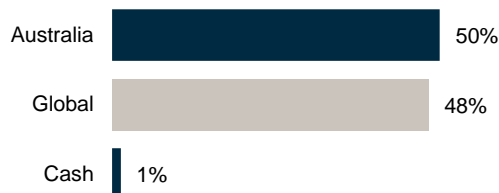
TRAILING RETURN STATISTICS

	Fund (Class A)	Benchmark	Standard Deviation	Sharpe Ratio
1 mth	4.3%	6.9%	-	-
3 mths	-0.4%	1.1%	-	-
6 mths	-5.5%	-1.8%	-	-
1 yr	-11.7%	-3.2%	12.2%	-1.03
3 yrs p.a.	4.8%	7.0%	13.3%	0.33
5 yrs p.a.	4.4%	8.9%	10.9%	0.33

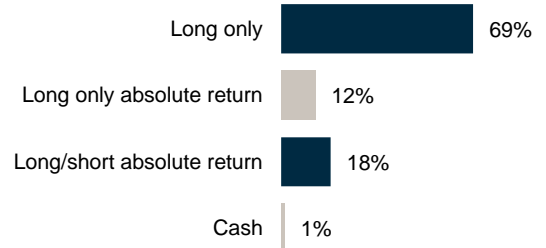
¹ Fund benchmark is 50% of the MSCI World Net Total Return Index (AUD Unhedged) and 50% of the ASX 300 Accumulation Index. The benchmark is rebalanced monthly.

FUND ALLOCATIONS*

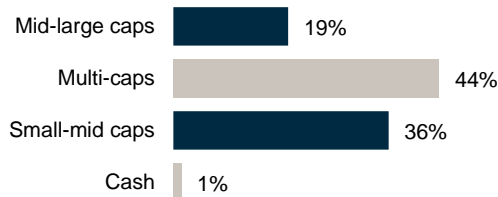
REGIONAL FOCUS



STRATEGY EXPOSURES



MARKET CAP FOCUS



* Allocations may not sum to 100% due to rounding.

WITH THANKS TO OUR UNDERLYING FUND MANAGERS AND SERVICE PROVIDERS



For further information, please visit our website at ORAHfund.com.au

CAROLE PILLEMER
 M: +61 418 227 716
 E: carole@pillemer.com.au

DANIEL FINE
 M: +61 2 8524 9936
 E: daniel.fine@pengana.com

DEAN WEINBREN
 M: +61 404 767 763
 E: dean.weinbren@pengana.com