



Invest to do well... and good



JUNE 2023
PERFORMANCE
UPDATE

THE ORAH FUND

FUND DESCRIPTION

The ORAH Fund is a fund of funds aiming to produce risk-adjusted returns in excess of a composite benchmark comprising 50% of the MSCI World and 50% of the ASX 300 Index.

To achieve the Fund's objectives, the investment manager seeks to identify a set of specialist Underlying Funds that possess varied investment styles and strategies. This diversification is expected to result in reduced volatility and more stable returns over time. The Fund's investments are geographically diversified with the Underlying Funds investing in assets held both domestically and abroad.

The ORAH Fund was established in order to benefit charities supporting Jewish related causes, and all management and performance fees charged by the ORAH Fund are donated to charity. Importantly, the donations do not dilute the investment returns to unitholders. This is due to the philanthropy of the managers of the Underlying Funds who do not charge management or performance fees for their services.

FUND FEATURES

Style	Fund of Funds
Investors	Wholesale Clients only
Benchmark	50% of the MSCI World Net Total Return Index (AUD Unhedged) and 50% of the ASX 300 Accumulation Index
Inception date	21 December 2016
Application cum price at month end	A\$1.0794 (class A); A\$1.0686 (class B)
Redemption cum price at month end	A\$1.0708 (class A); A\$1.0601 (class B)
FUM at month end	A\$21.3m
Management fee (donated to charity)	1.025% p.a. of NAV (incl. GST net of RITC)
Performance fee (donated to charity)	10.25% (incl. GST net of RITC) of the increase in net asset value
Minimum initial investment	A\$20,000

FUND HOLDINGS (in alphabetical order)

Hyperion Global Growth Companies Fund
L1 Capital Long Short Fund
Macquarie Professional Series Global Equities Fund
Pengana Alpha Israel Fund
Pengana Australian Equities Fund
Pengana Global Small Companies Fund
Pengana Harding Loevner International Fund
The Level 18 Fund
Trinetra Emerging Markets Growth Trust
Wentworth Williamson Fund
Yarra Australian Equities Pooled Fund

MONTHLY
UPDATEFUND
PERFORMANCE

MONTHLY FUND PERFORMANCE (% A\$, CLASS A, NET OF CHARITABLE CONTRIBUTIONS)

	Jul	Aug	Sep	Oct	Nov	Dec	Jan	Feb	Mar	Apr	May	Jun	FYTD
FY17							-0.87	0.6	1.56	1.59	0.98	0.28	4.19
FY18	0.15	0.37	1.46	2.53	1.36	0.78	0.47	-0.38	-0.91	0.98	-0.26	-0.19	6.50
FY19	0.74	0.46	-1.10	-4.50	-1.70	-1.09	1.56	3.35	0.06	2.82	-0.26	2.68	2.78
FY20	2.12	-0.11	0.64	0.24	2.23	-0.87	2.58	-4.25	-12.55	5.62	3.89	0.03	-1.68
FY21	2.30	4.05	-0.16	0.38	9.43	1.19	0.50	2.03	1.54	2.51	1.29	2.48	30.90
FY22	1.70	2.61	-0.65	0.71	-0.46	0.79	-3.93	-1.84	1.07	-2.31	-3.17	-6.81	-11.99
FY23	5.12	0.08	-4.53	4.25	2.80	-3.31	4.93	0.94	1.71	2.13	0.06	2.22	17.10

PERFORMANCE
SUMMARY

Global share markets delivered positive returns of +3.1% (MSCI World) over June, driven by optimism for a weaker than feared contraction. Inflation continued to fall in the US where the share market rally was particularly pronounced.

FUND
HIGHLIGHT

At the close of the month, we submitted an application to gain exposure to the Trinetra Emerging Markets Growth Trust. The trust aims to deliver strong, risk adjusted returns by anticipating emerging markets social and environmental themes before other investors through deep ethnographic research. This qualitative research technique involves spending time with consumers in order to understand their lives and the issues they face, for example how they access finance, healthcare, and education, and what drives their consumption decisions. Trinetra aims to observe a cross section of consumers from different socio-economic groups, different ages, both rural and urban, to get a representative sample of society which helps form a view as to the general direction of socio-economic change.

CHARITABLE DONATIONS TO DATE:

Over \$2.2 million

SINCE INCEPTION: JANUARY 2017

DATE OF NEXT DONATIONS: DECEMBER 2023



MONTHLY UPDATE

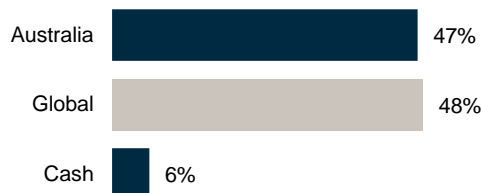
TRAILING RETURN STATISTICS

	Fund (Class A)	Benchmark	Standard Deviation	Sharpe Ratio
1 mth	2.2%	2.4%	-	-
3 mths	4.4%	4.2%	-	-
6 mths	12.5%	10.7%	-	-
1 yr	17.1%	18.5%	10.4%	1.36
3 yrs p.a.	10.5%	12.4%	10.5%	0.90
5 yrs p.a.	6.4%	9.4%	11.3%	0.47

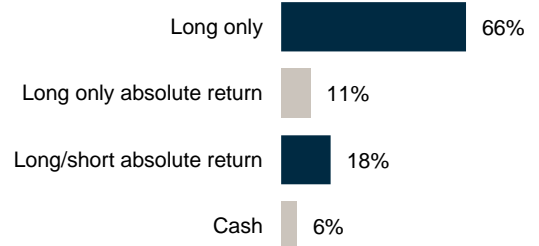
¹ Fund benchmark is 50% of the MSCI World Net Total Return Index (AUD Unhedged) and 50% of the ASX 300 Accumulation Index. The benchmark is rebalanced monthly.

FUND ALLOCATIONS*

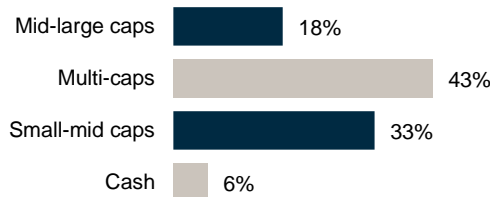
REGIONAL FOCUS



STRATEGY EXPOSURES



MARKET CAP FOCUS



* Allocations may not sum to 100% due to rounding.

WITH THANKS TO OUR UNDERLYING FUND MANAGERS AND SERVICE PROVIDERS



For further information, please visit our website at ORAHfund.com.au

CAROLE PILLEMER
 M: +61 418 227 716
 E: carole@pillemer.com.au

DANIEL FINE
 M: +61 2 8524 9936
 E: daniel.fine@pengana.com

DEAN WEINBREN
 M: +61 404 767 763
 E: dean.weinbren@pengana.com